



Goulds Water Technology's GIS/ GISO series back pull out, foot mounted centrifugal pump is designed with the latest CAD and CDF, in accordance to ISO 2858. GIS/ GISO's highly efficient and flexible construction makes it ideal for pressure boosting, water supply, irrigation, and HVAC applications.

## Features

**design versions:** frame mount is suitable for long coupled direct drive applications. Stub shaft with its heavy-duty cast iron adapter close couples to either 2 or 4 pole IEC standard frame motors.

**pump casing:** highly efficient volute type casing. Back-pullout design provides easy maintenance without disturbing the pipe work.

**impeller:** fully enclosed; designed for maximum efficiency and balanced for minimum vibration.

**shaft:** heavy-duty stainless steel shaft for minimum deflection at high speed. The taper mount with keyed impeller provides positive locking and easy removal during servicing.

**shaft seal:** mechanical type with excellent sealing performance. High temperature versions on request.

**bearing:** high quality oversize bearings grease lubricated for general service. Oil lubrication option for high temperatures.

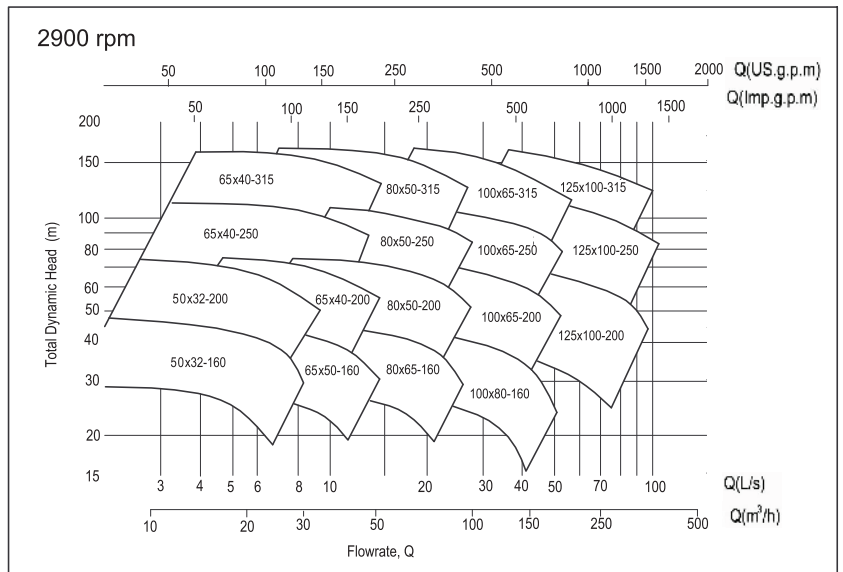
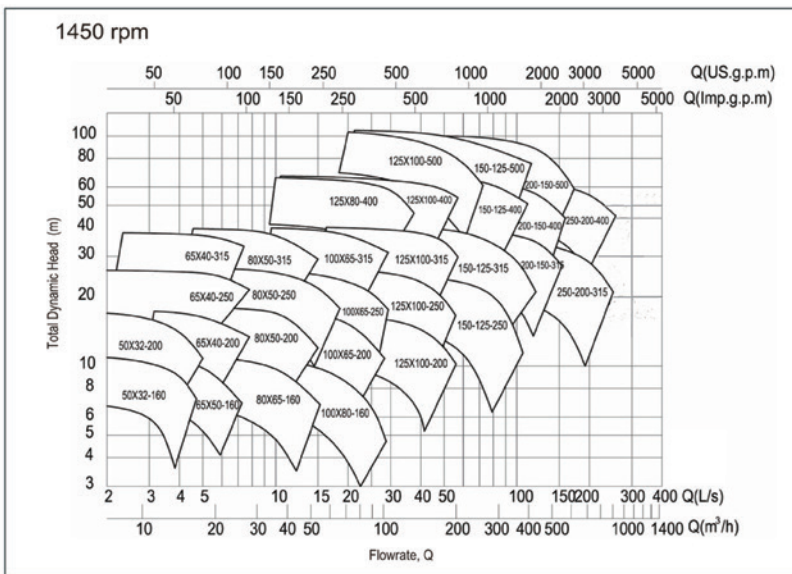
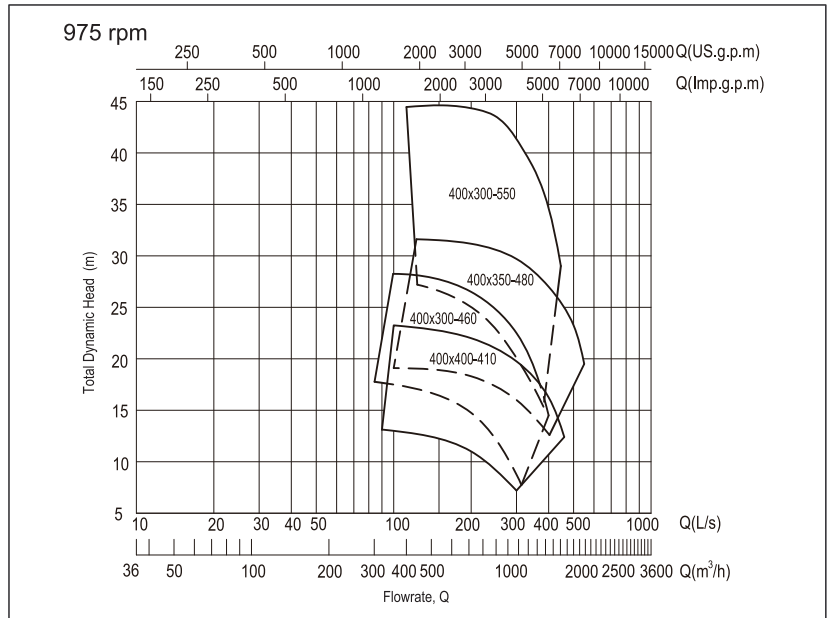
**construction materials:** wet end in GG25 cast iron, zinc free bronze impeller and wear rings with 420 stainless steel shaft. 316S and other material options on request.

## Specifications

- maximum flow: 2,100m<sup>3</sup>/h
- maximum head: 160 meters
- liquid temperature: -15°C to 120°C (standard version)
- working pressure: up to 16 Bar
- motor: 0.75kW to 160kW

# GIS/ GISO Series ISO End Suction Centrifugal Pumps

# Performance Curves



Xylem Water Systems Australia Pty. Ltd.  
 Unit 3/1 Federation Way  
 Chifley Business Park, Mentone  
 Victoria 3194, Australia  
 Tel: +61.3.9551.7333 Fax: +61.3.9551.0321

[australia.xylemappliedwater.com](http://australia.xylemappliedwater.com)