

SIMEX





IEC Squirrel-Cage Motors

3 PHASE AC INDUCTION MOTORS

General Purpose Application

Power range 0.18 to 315 kW
Frame sizes 63 to 355 mm
Energy Efficient Range

EFF 2



ISO9001

